

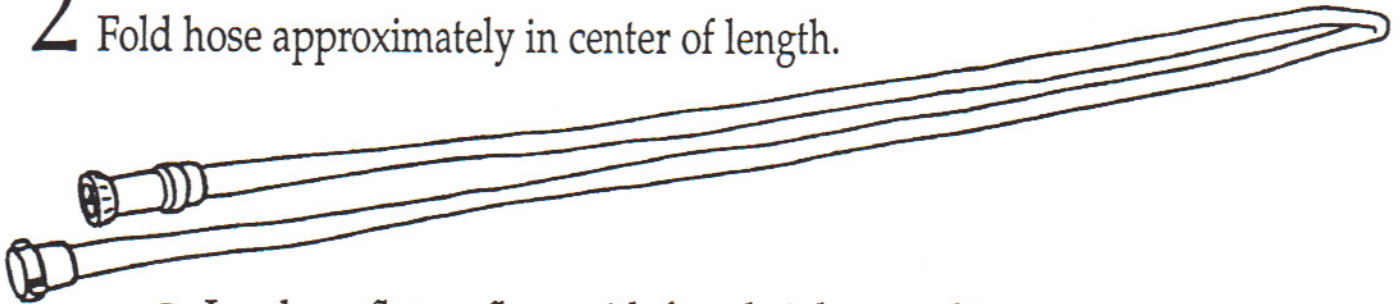
# Hose Reel Mounting Instructions

---

1 Mount reel above hose valve.

---

2 Fold hose approximately in center of length.

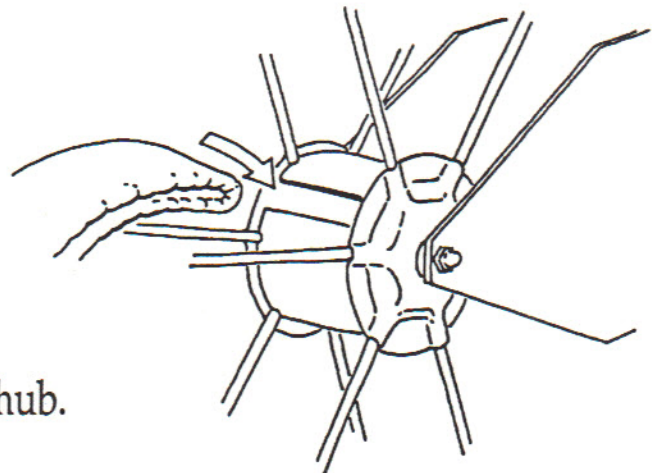


3 Lay hose flat on floor with female inlet coupling on the bottom and nozzle on top.

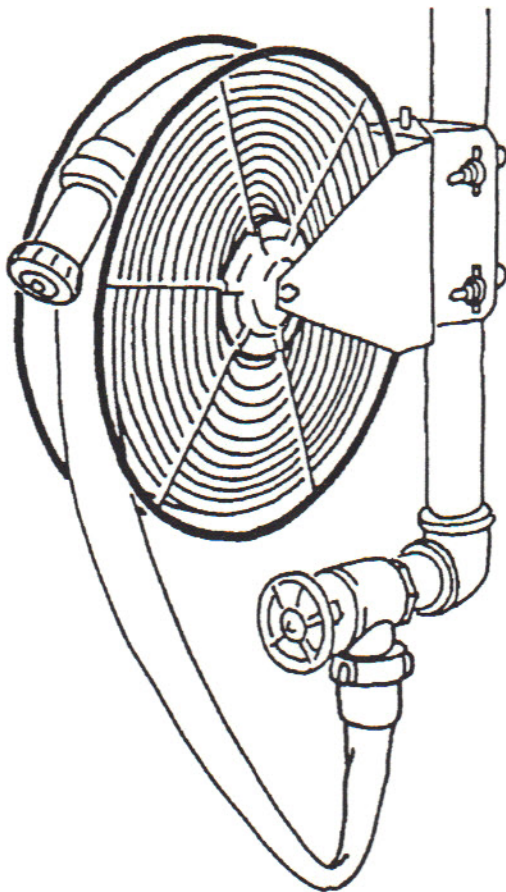
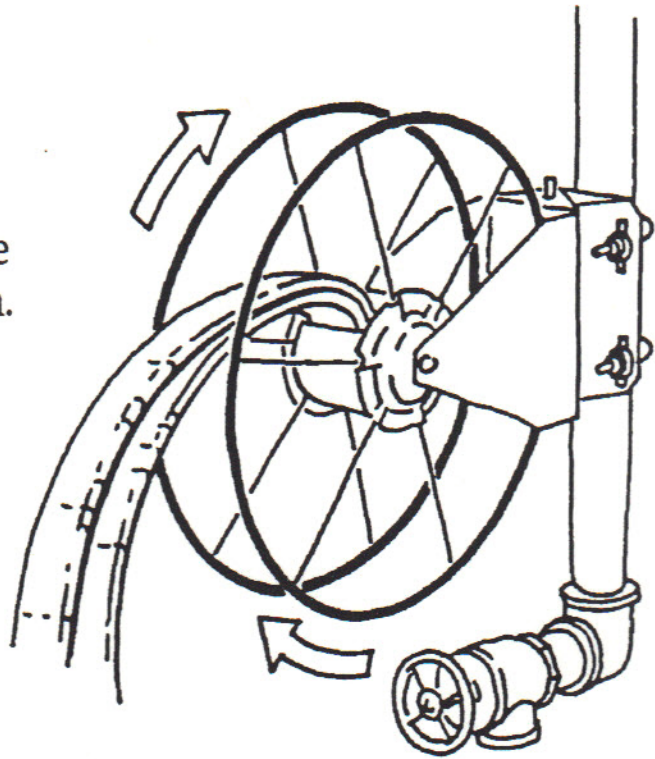
When using a double row reel like the BECO HDR25HC, the same procedure is followed with the reel mounted above the valve. The hose is folded approximately at the center of the length, split below the hose fold and laid out on the floor so that there are two parallel lines of hose side by side.



4 Insert folded end of hose into slot in hub.



- 5 Wind hose over the top of the hub by turning reel as shown.



- 6 Connect female inlet coupling to hose valve.



**Brooks Equipment Company, Inc.**

P.O. Box 560685, Charlotte, NC 28256-0685



Toll Free Sales Hotline 1-800-826-3473

24-Hour Toll Free Fax 1-800-433-9265

