

Sprinkler Cabinets

IMPORTANT

Refer to Technical Data Sheet TFP2300 for warnings pertaining to regulatory and health information.

Always refer to Technical Data Sheet TFP700 for the "INSTALLER WARNING" that provides cautions with respect to handling and installation of sprinkler systems and components. Improper handling and installation can permanently damage a sprinkler system or its components and cause the sprinkler to fail to operate in a fire situation or cause it to operate prematurely.

Scan the QR code or enter the URL in a web browser to access the most up-to-date electronic version of this document. Data rates may apply.



docs.jci.com/tycofire/tpf785

General Description

TYCO Sprinkler Cabinets are constructed of metal enclosures with hinged covers designed to provide on-site storage of an emergency supply of sprinklers and a sprinkler wrench. A sprinkler cabinet typical application is shown in Figure 5.

The NATIONAL FIRE PROTECTION ASSOCIATION (NFPA) standard, NFPA 13, requires a representative number of each type of sprinkler used in a sprinkler system to be stored in a cabinet on-site to allow for immediate removal and replacement of sprinklers that may have operated or become damaged.

Sprinkler cabinets are manufactured of heavy gauge steel with knock-outs to accommodate NPT threaded sprinklers and are painted in red enamel.

NOTICE

The TYCO Product described herein must be installed and maintained in compliance with this document, as well as with the applicable standards of the NFPA, in addition to the standards of any authorities having jurisdiction, such as FM Global. Failure to do so may impair the performance of these devices.

The owner is responsible for maintaining their fire protection system and devices in proper operating condition. Contact the installing contractor or product manufacturer with any questions.

In all cases, the appropriate NFPA or FM Global installation standard, or other applicable standard, must be referenced to ensure applicability and to obtain complete installation guidelines. The general guidelines in this data sheet are not intended to provide complete installation criteria.

Technical Data

Material

Carbon Steel

Weights

6 Sprinkler Cabinet 2.3 lb (1,04 kg)
12 Sprinkler Cabinet 4.0 lb (1,81 kg)
6 ESFR Sprinkler Cabinet 3.3 lb (1,36 kg)
6 ESFR-34 Sprinkler Cabinet 12.0 lb (5,44 kg)

Storage Criteria

See Table B

Installation

TYCO Sprinkler Cabinets are designed with two 3/16 in. (4,7 mm) diameter holes for wall mounting or direct attachment to the system riser with a strap-type hanger. For information about the sprinkler cabinet dimensions, see Figures 1 to 4.

The sprinkler cabinet should be installed at, or near the system control



Sprinklers In System	Spare Sprinklers Required
Under 300	6
300 - 1000	12
Over 1000	24

**TABLE A
SPRINKLER CABINET
SPARE SPRINKLER
QUANTITIES REQUIRED**

Sprinkler Cabinet Size	NPT Threaded Sprinkler Size (in.)
6	1/2, 3/4
12	
6 ESFR	3/4, 1
6 ESFR-34	3/4, 1, 1 1/4

**TABLE B
SPRINKLER CABINET
STORAGE CRITERIA**

valve and must be stocked with an adequate supply of spare sprinklers and a sprinkler wrench.

The stock of spare sprinklers should include sprinklers of each type and temperature rating from the range installed in the sprinkler system, based on the quantities in Table A. For information about the sprinkler cabinets' storage criteria, see Table B.

As required, insert a screwdriver blade from the front top of the shelf and under the near bottom part of the knockout annular ring. Press the screwdriver handle down to remove the knockout ring.

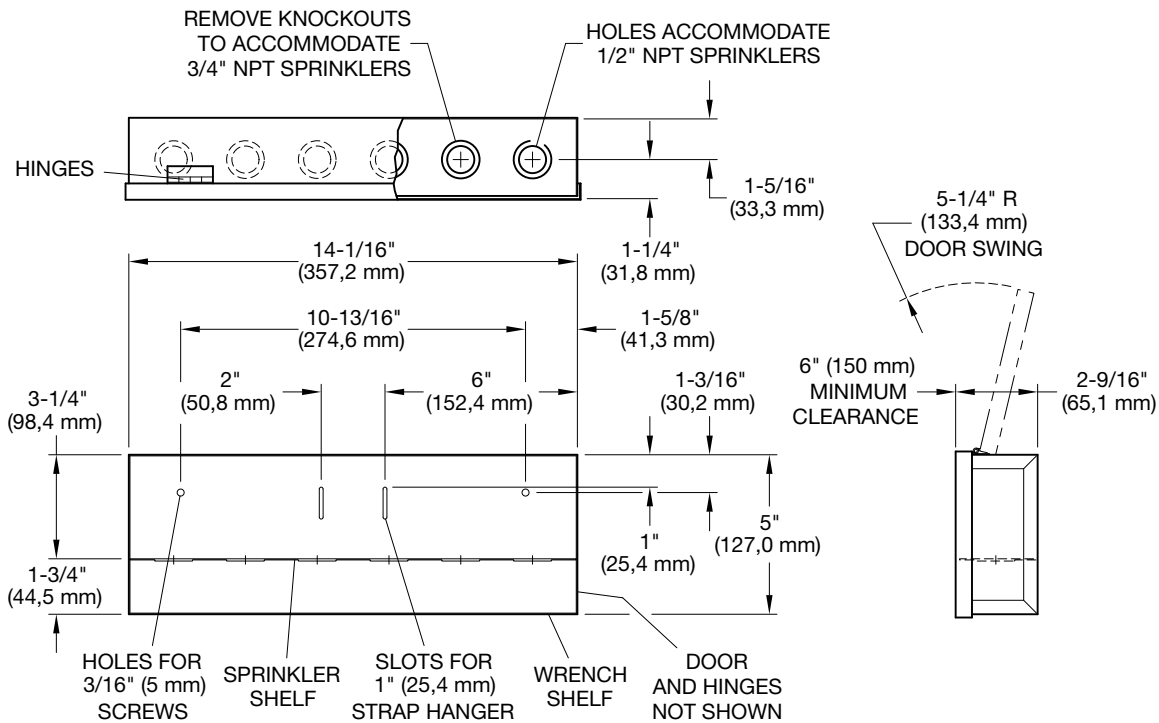


FIGURE 1
6 SPRINKLER CABINET

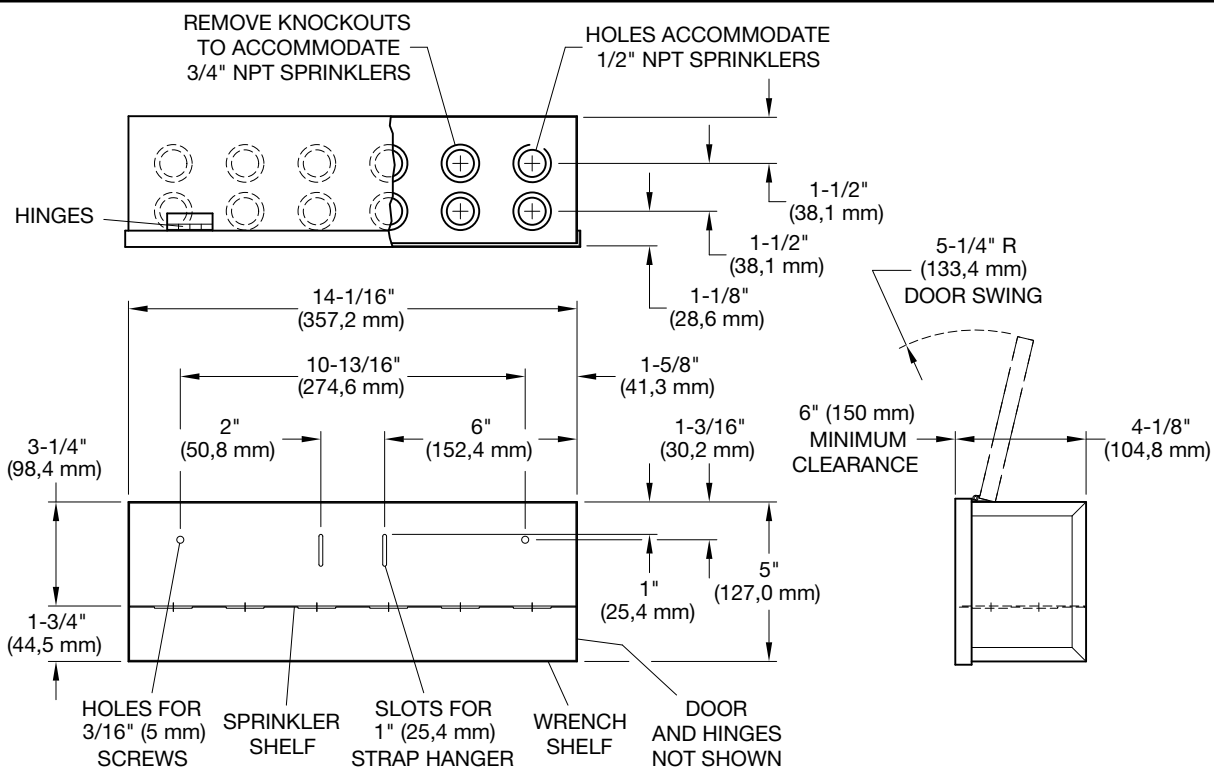


FIGURE 2
12 SPRINKLER CABINET

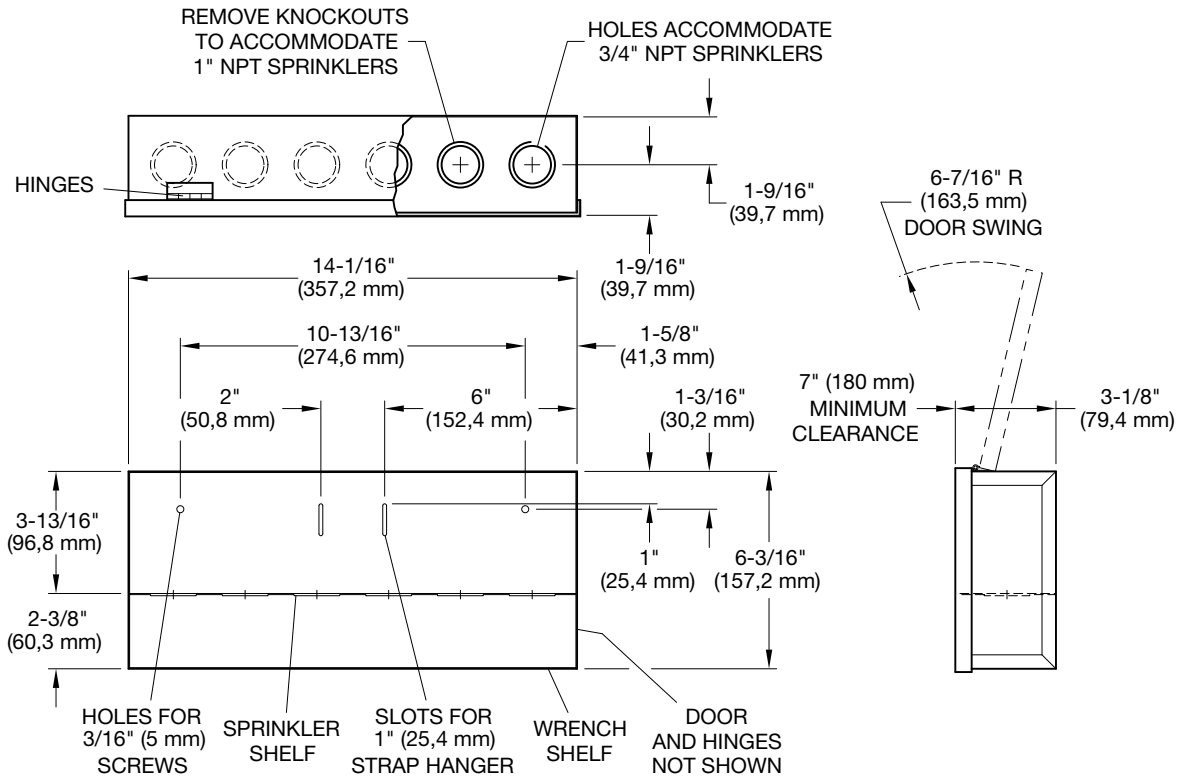


FIGURE 3
6 ESFR SPRINKLER CABINET

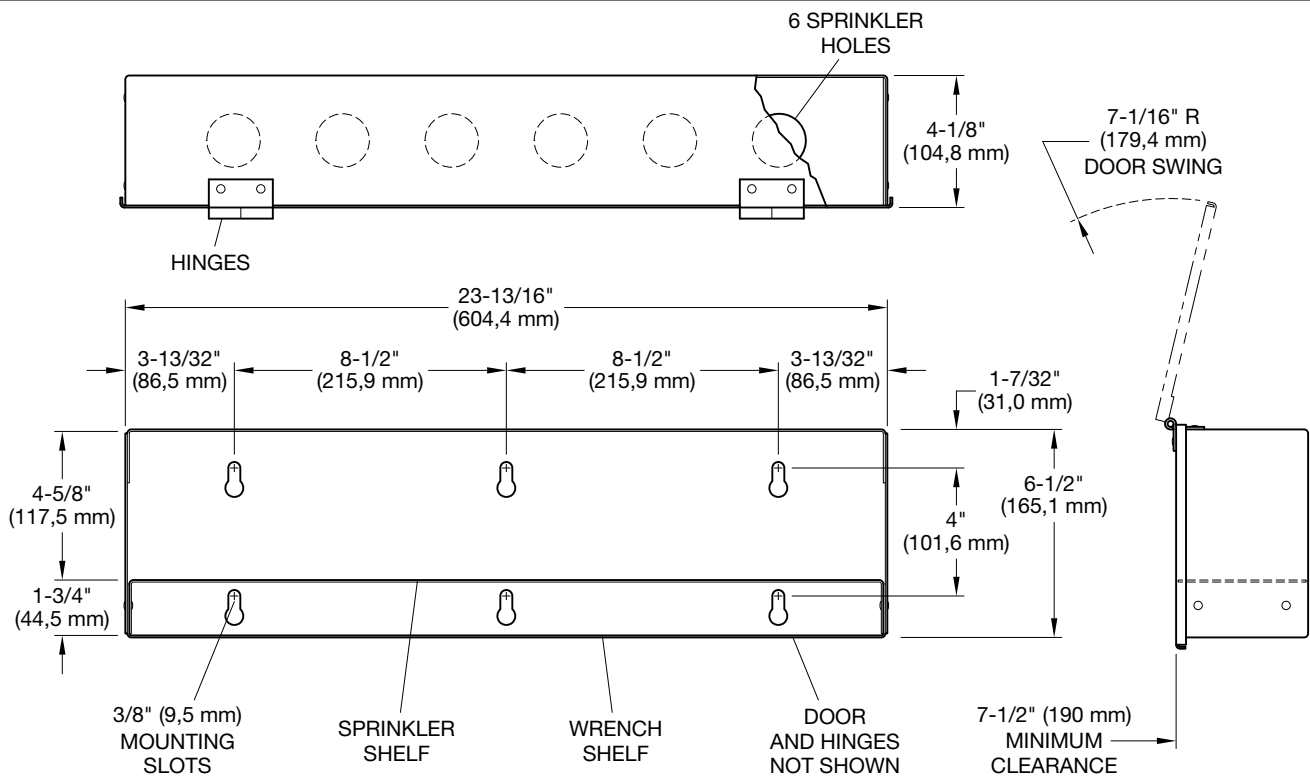



FIGURE 4
6 ESFR-34 SPRINKLER CABINET



Care and Maintenance

Inspect the sprinkler cabinet, wrench, and stock of spare sprinklers at least on a quarterly basis. Check the following items:

- Location of the sprinkler cabinet is readily accessible, and not exposed to a corrosive atmosphere or temperatures in excess of 100°F (38°C).
- Spare sprinklers stock includes an adequate number of each type with the required temperature rating.
- Sprinkler stock is in good condition.
- A sprinkler wrench of the appropriate type is included in the sprinkler cabinet.

Limited Warranty

For warranty terms and conditions, visit www.tyco-fire.com.

Ordering Procedure

Contact your local distributor for availability. When placing an order, indicate the full product name and part number (P/N).

Sprinkler Cabinet Specify: (Description), P/N (specify)	
6 Sprinkler Cabinet	1119
12 Sprinkler Cabinet	1124
6 ESFR Sprinkler Cabinet	1111
6 ESFR-34 Sprinkler Cabinet	11125